





PULSE BUSINESS SOFTWARE

Cloud-based software that drives your business.

Release Notes - Version Impala Dev (May 2021)

Highlights

- Service**  Hide the Service Request Deadline Date
- Service**  Defaulting of Consultant Location to "Physically At" Client

Service

★ Hide the Service Request Deadline Date

It is now possible to hide the deadline date

The screenshot shows a web browser window displaying a service request form for reference number 159738. The form is titled "Set and test config for n Ref No: 159738 (Nextec Security And Building Technologies (PTY) LTD) SLA (Age: 3d23h5m)". The URL is "support.pulsesoftware.co.za/incident_response/AddUpdateIncident.aspx?nIncidentrefNo=159738". The form includes a "Deadline" field set to "15 Sep 2021 07:47:00". A red box highlights the "Deadline Date" field, which is set to "15 Sep 2021 07:47". The form also includes fields for "Reporting Date" (13 Sep 2021 09:47:31), "Reported By" (Shaksha Vassanjee), "Experienced By" (Shaksha Vassanjee), "Ticket Type" (Project), "Sub-type" (5 - Project / Quoted i), "Client Type" (Standard), "Quoted UK" (-Not Set-), "Platform" (-Not Set-), "Pulse Module" (Core), "Queue Position" (-Not Set-), "RFC required" (-Not Set-), "Deploy Release", and "Resolution Note".

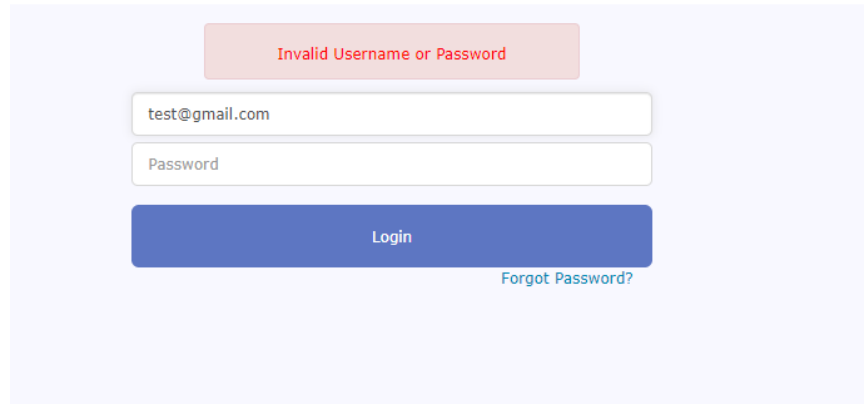
The screenshot shows the same service request form as above, but with the "Deadline Date" field hidden. A red box highlights the "Reported By" field, which is set to "Shaksha Vassanjee". The form also includes fields for "Experienced By" (Shaksha Vassanjee), "Ticket Type" (Project), "Sub-type" (5 - Project / Quoted i), "Client Type" (Standard), "Quoted UK" (-Not Set-), "Platform" (Loading...), "Pulse Module" (Core), "Queue Position" (-Not Set-), "RFC required" (Loading...), "Deploy Release", and "Resolution Note".

★ Defaulting of Consultant Location to "Physically At" Client

When a consultant is linked to a client which has a longitude and latitude, by means of the Physically At field, then the consultant's usual location is set to that location.

Email Validation On the Client Portal Improved

If the email captured is not valid, the client portal now returns a useful error.



The image shows a login form with a light blue background. At the top, a red error message box contains the text "Invalid Username or Password". Below this, there are two input fields: the first contains "test@gmail.com" and the second is labeled "Password". A blue "Login" button is positioned below the password field. To the right of the button, there is a blue link that says "Forgot Password?".

Override Locked Status on Events by Clearance Level

It is now possible to allow configured clearance levels to change the appointment status when it would normally be locked (for example "On Site Now")

Details Stock Parts Chargeable Parts Useful Resources Financial Schedule Map (14)

Event Date
Start: 02 Mar 2021 16:23
End: 02 Mar 2021 16:53

Update Appointment for Job

Appointment Name Save

Details Relates To Attendees (1) Map

Appointment Type *

Type *

Appointment Notes *

Important?

30 Minutes From 16:23 To 16:53

Venue: *

Appointment Status *

Assigned Team Member

Page 1 of 4 Show All P
Date
02 Mar 2021 17:53
Hide Response

Details Stock Parts Chargeable Parts Useful Resources Financial Schedule Map (14)

Show Non-Live Appointments

Event Date	Event Name	Assigned To	Status	Attendees
Start: 02 Mar 2021 16:23 End: 02 Mar 2021 16:53	O&G Repair	Manoj Singh: Onsite	Engineer Onsite	Manoj Singh: Onsite Start: 02 Mar 2021 08:19 End: 02 Mar 2021 08:20

Financials

Voided Purchase Orders Marked as Cancelled

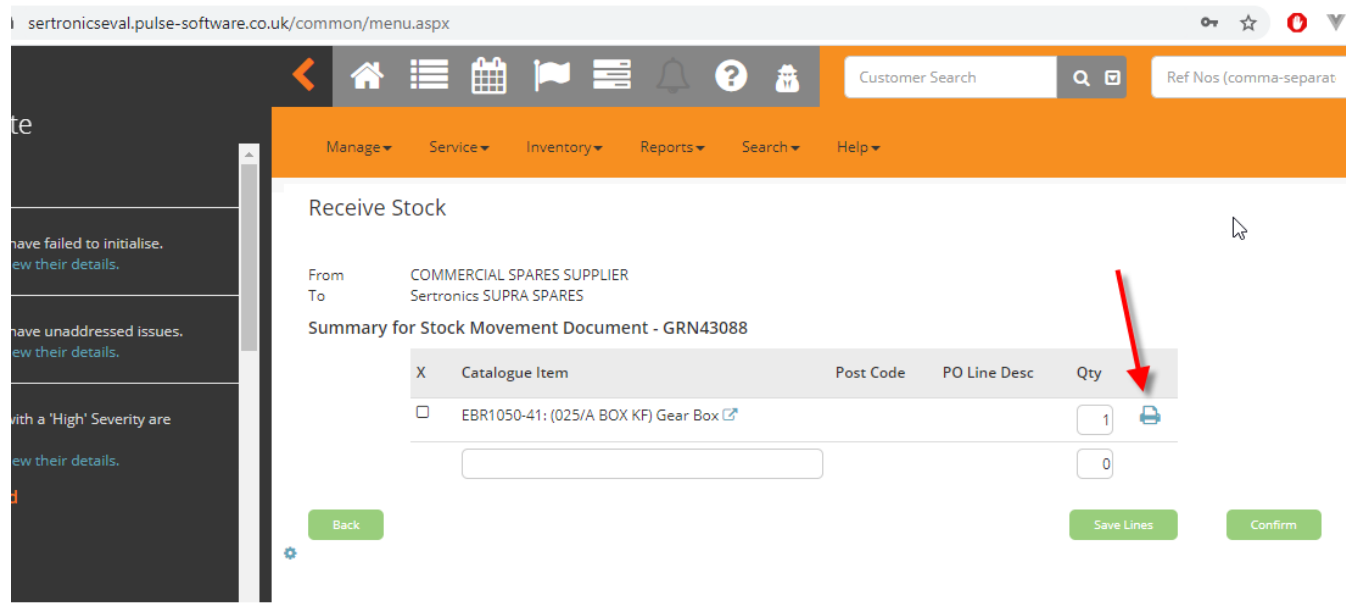
PO Status will now change to PO status cancelled when PO is marked as voided.

The screenshot displays a web application interface for managing purchase orders. The browser address bar shows 'receive.purchase-software.co.uk'. The navigation menu includes 'Manage', 'Sales', 'Service', 'Inventory', 'Projects', 'Financials', 'Reports', 'Tools', and 'Help'. The main heading is '/Brocent/China - 3976 / Purchase Orders (Supplier Financials / Purchase Orders)'. Below this, there are tabs for 'Site Details', 'Sales', 'Service', 'Inventory', and 'Supplier Financials'. The 'Purchase Order - /Brocent/China' details are shown, including a 'Document Number' of 14239 and a 'Document Date' of 26 May 2020. A 'VOIDED' watermark is overlaid on the page. The 'Subject' field contains '8313//Unisys/3FE Support-HK//03.06/Ticket number. 34744'. The 'Supplier' dropdown is set to '08.01: Current Creditors Brocent China Cloud Service Co Limited (SUPPLIER) (USD) (LIMITED)'. The 'Currency' is 'US Dollar' with a 'Current Rate' of '0.7212'. The 'Workflow' section shows 'Assigned To' as 'Uraine Mudilyar (Approval up to £ 5000.00)', 'Status' as 'Cancelled - no longer requ', and 'Sales Consultant' as '-Select-'. A 'Voided' status indicator is visible in the top right corner.

Inventory

Print the Barcode from the Stock Receiving Screen

It is now possible to print stock from received stock page.



Add Catalogue Item Name to Van Stock Return

Assign to Keith please

From: Akos <akos@sercom.co.uk>

Sent: 19 May 2021 12:27

To: Riaan van Rooyen <riaan@pulse-software.co.uk>; Keith Norris <keithn@pulse-

Upgrade Notes: Nothing to do

Spec Document:

Core

Error Handling Improvements

In this release we have worked on further separating business from application errors. If a Service Request cannot be closed automatically due to missing mandatory fields this can now be surfaced to an administrator to resolve.

Security Enhancements

We have introduced further security enhancements, including logging more information on every successful and non-successful login.

Improved User Feedback

The feedback to the user has been improved on multiple interfaces.

Automation

This version continues our drive towards greater automation of testing and deployment, freeing up our staff to serve you better.